

La gamme PVC blanc Primea

Primea

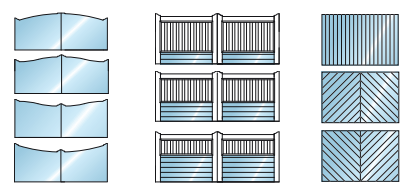

vous offre un large choix de 11 modèles, pouvant être déclinés en 300 versions différentes.



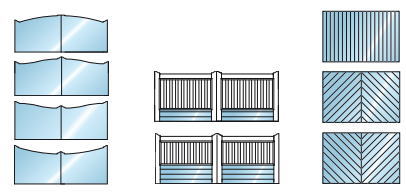
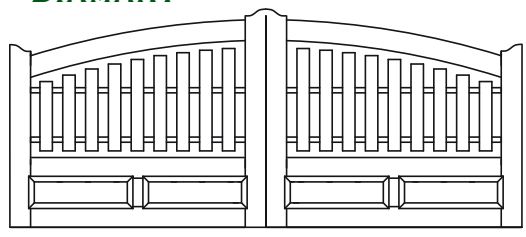
Retrouvez en page 2 les significations des pictogrammes pour les formes et les zones de remplissage



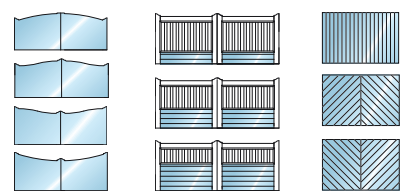

NACRE



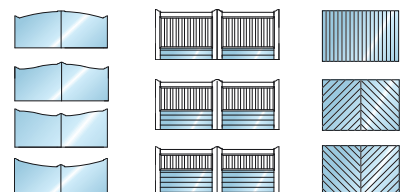

DIAMANT



JASPE



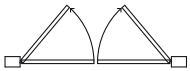
AMBRE



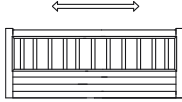


A chaque modèle peut être associé un portillon correspondant

Battants




ou coulissants



Tous les modèles de la gamme PRIMÉA existent en battant ou en coulissant



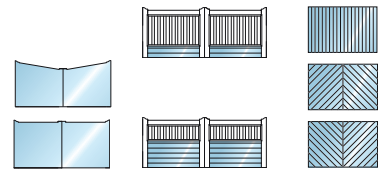
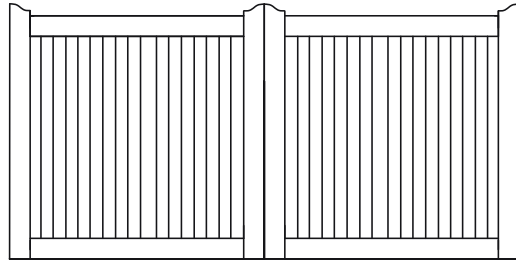
Cadre acier inox 304 L ou qualité marine 316 L,



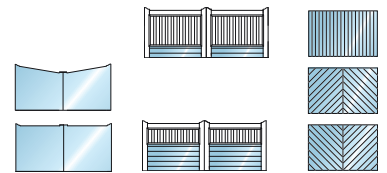
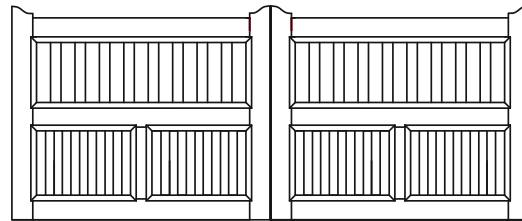
Gainé PVC ou apparent (sur demande)



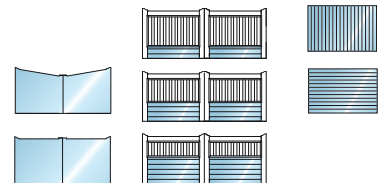
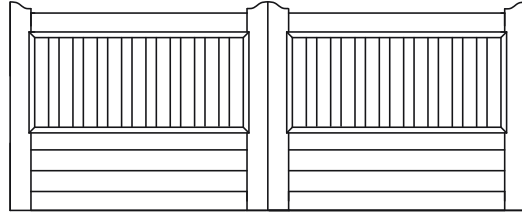
BELON



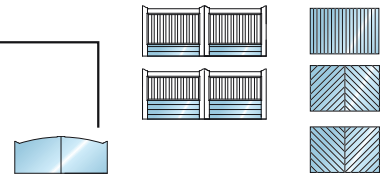
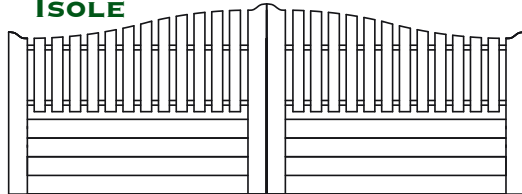
BLAVET



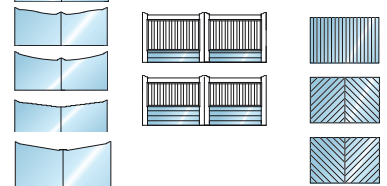
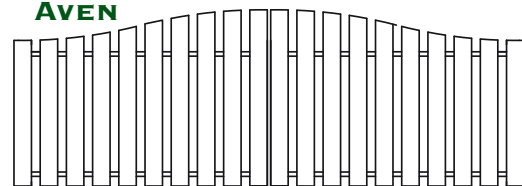
JET



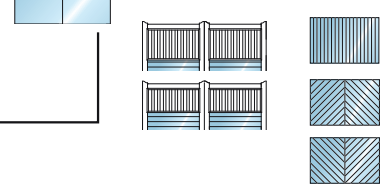

ISOLE



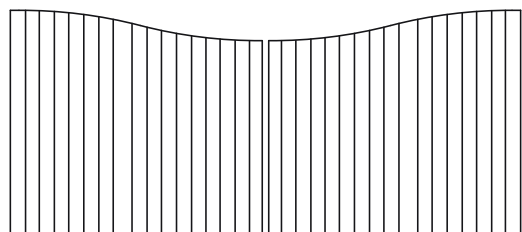
AVEN



ELLÉ




ODET

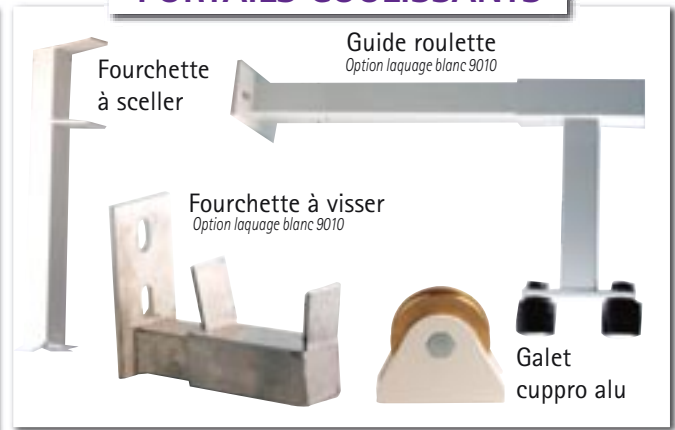


Accessoires pour portails motorisés et portails non motorisés

PORTAILS BATTANTS



PORTAILS COULISSANTS



Options pour portails motorisés et portails non motorisés

Poteaux PVC blanc 200 x 200 renforcés avec IPN Poteaux PVC blanc 120 x 120
barre de contreventement + patte de scellement Longueur : 1,20 m- 1,50 m- 2,00 m


Poteaux PVC blanc 80 x 80
Rail inox



Accessoires pour portails non motorisés

Cylindre avec clé identique pour portail ou portillon

PORTAILS BATTANTS



ou cylindre normal

ou pas de cylindre

PORTAILS COULISSANTS



Options

pour portails non motorisés

Régulateur de pente (0 à 12°)



Arrêt universel

Arrêt poussoir

Arrêt à visser

Les accessoires et options pour les motorisations sont en pages 12 et 13